

# Meaningful, Measurable, and Manageable Outcomes Assessment

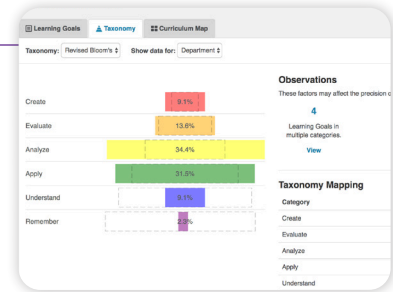
## Meaningful A deeper dive into outcomes data

### Dive Deeper with Data Science

Visualize your outcome statements using Bloom's Taxonomy to analyze the quality of outcome statements. Plus, you can easily view automated curriculum maps and text analytics in one location.

### Discover Valuable Insights from Outcomes Data

Easily track the methods, delivery, and use of results for the assessments used to measure outcomes achievement at your institution, allowing you to better understand the validity of your data.



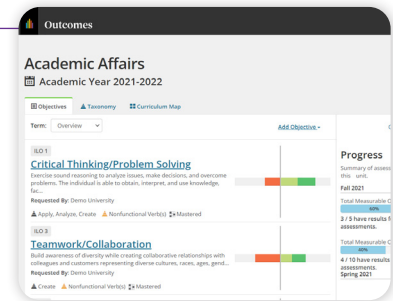
## Measurable Clearer views of campus-wide progress

### Visualize Progress with Comparative Dashboards

Compare scales of achievement to explore your outcomes results. Filter and analyze your institutional outcomes data longitudinally and across divisions, schools, departments, and programs. Easily align and leverage course-level assessment results at the program, school, and institution level.

### Utilize Powerful Real-Time and Aggregate Reporting

Highly visual aggregate and comparative reporting offers real-time student outcomes data for all levels of your institution, allowing you to focus your efforts and glean even more valuable insights.



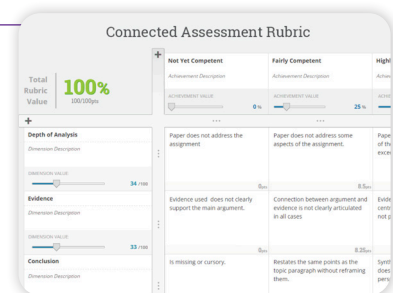
## Manageable A simplified, scalable process

### Standardize Data Collection Campus-Wide

Generate a standardized institutional framework for your inventory of outcomes with customizable terminology, giving each division, department, section, and course the ability to manage their own outcomes assessment process while maintaining centralized oversight.

### Easily Document Evidence of Student Learning

Use powerful rubrics tools to directly assess individual student artifacts, performance, and assignment submissions from within or outside of the Learning Management System (LMS). Or eliminate redundant work by leveraging our LMS import functionality to bring in gradebook data directly from supported LMS environments with just the click of a button.



# Key Capabilities



Intuitive and Easy-to-Use Interface



Autogenerated Curriculum Mapping



Seamless Integration with Campus Systems



Customizable Data Collection Fields



Versatile and Scalable Rubrics



Multi-level Outcome Documentation and Reporting



Aggregate and Comparative Dashboards



Automated Email Notification Reminders

## Connect more with the Anthology Assessment Ecosystem



### Link Outcomes to Your Ongoing Planning and Reporting Processes with **Anthology Planning**

Our integrated platform allows you to showcase how your institution is supporting student learning. Easily share and connect the reporting of outcomes achievement to your institution's annual reporting, strategic planning, and assessment management processes.



### Leverage Learning Analytics and Data Visualizations with **Anthology Insight**

Our analytics platform brings together your learning achievement data alongside key institutional and student data sets so you can ask – and answer – the most pressing questions about student outcomes. Dynamic data visualization tools help you easily understand outcomes and trends across academic units and student populations, and allows you to share information with stakeholders in a matter of minutes – not months.

